
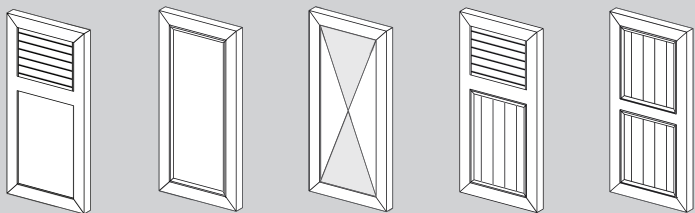



DICHTE MODELLEN



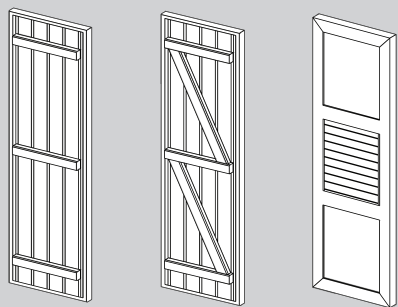
TZ TZO GE GE-SE TSW



TZ-ROM SR AMSTERDAM TZ-GE-SE GENT




DIJON DIJON-B DIJON-Z




DIJON-BB DIJON-ZZ TZ-PISA

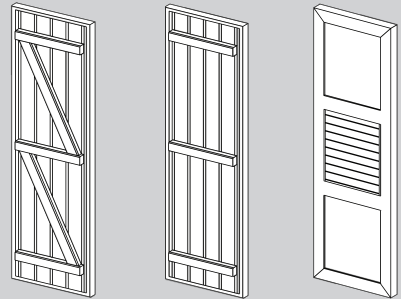
ISOLERENDE MODELLEN



TSW TIZO TIZO-ROM



ISO ISO-RW ISO-B ISO-Z



ISO-ZZ ISO-BB TIZO-PISA